

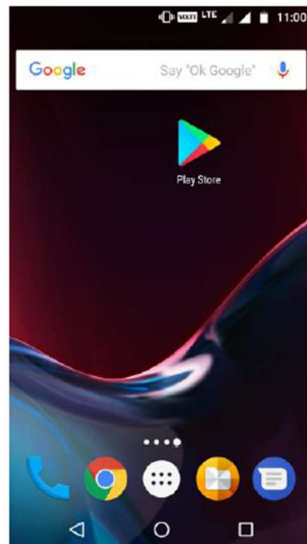
## User Manual for Payroll Software System

How to download the application in Mobile Phone



**Step 1 : IGMCRI Payroll** application can be downloaded through the following ways

- Google Play Store
- Apple App Store


Open the Play Store application on your mobile by clicking on the Play Store icon has shown in the image below.



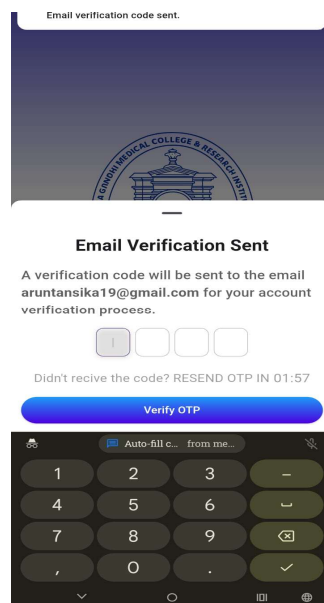
Click on the search button on the Google Play Store and enter the **IGMCRI Payroll** in the search bar. Click on the **IGMCRI Payroll** application from the search results, now the below page will be open which ask to install the application. Click on install button to install the **IGMCRI Payroll** application.



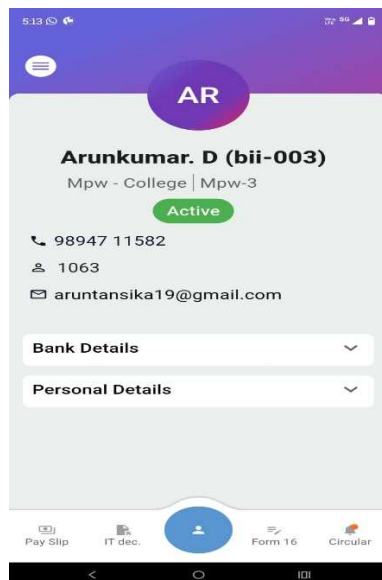
**Step 2 :** After downloading. Login to the Mobile Application enter your registered email ID and click sign in



**Step 3 :** Enter OTP (OTP received in your registered Email ID)



**Step 4 :** After successful Login Click Pay Slip icon on Left side corner



**Step 5 :** Choose Month & Year and download your payslip

